



AS-i data decoupler 2 x 4 A Screw terminals, AS-i dual
 Data decoupling module IP20, SlimLine S22.5 Screw
 terminals Overall width module 22.5 mm IN: 24 V / 30 V
 DC OUT: 2 x AS-i, 4 A Integrated overload protection
 Integrated ground fault detection Signaling contact
 Remote reset

General technical data:		
Product designation		Twin data decoupling module
Design of the product		SlimLine S22.5 - Module to be used in the IP20 control cabinet
Protection class IP		IP20
Installation altitude at height above sea level maximum	m	2 000
Ambient temperature		
• during operation	°C	-25 ... +70
• during storage	°C	-40 ... +85
Relative humidity at 25 °C during operation maximum	%	70
Reference identifier acc. to DIN 40719 extended according to IEC 204-2 acc. to IEC 750		A
Reference identifier acc. to DIN EN 61346-2		A
Supplied active power	W	240
Mechanical service life (switching cycles) of the signaling contacts typical		1 000 000
Product function		
• Auto-reset		No

<ul style="list-style-type: none"> • External reset • Manual RESET • Ground fault detection • Test function of signaling contacts • suitable for grounded AS-i networks • adapted for non-grounded AS-i networks • suitable for AS-i Power24V • sequential connected time-delay • AS-interface data decoupling 		Yes
Reset function		yes
Adjustable pick-up value current of the current-dependent overload release	A	2.5 ... 4
Number of electrical connections for signaling contact		3
Number of outputs for AS Interface maximum		2
Display version as status display by LED		yes
Number of switching contacts as NO contact for signaling function		2
Design of the switching contact as NO contact for signaling function		yes
Response delay of the sequential connection delay	ms	200

Communication/ Protocol:

Protocol is supported AS-interface protocol		Yes
--	--	-----

Auxiliary circuit:

Operating current of auxiliary contacts		
<ul style="list-style-type: none"> • at AC-15 at 24 V 	A	3
<ul style="list-style-type: none"> • at DC-13 at 24 V 	A	1

Inputs/ Outputs:







Type of voltage		
<ul style="list-style-type: none"> • of the input voltages • of the input voltage 		DC DC
Property of the output Short-circuit proof		Yes
Output voltage		
<ul style="list-style-type: none"> • 1 at DC <ul style="list-style-type: none"> — rated value — rated value • 2 at DC rated value 	V V V	30 20.5 ... 31.6 24
Output current at DC maximum	A	4
Input voltage		
<ul style="list-style-type: none"> • 1 at DC <ul style="list-style-type: none"> — rated value — rated value 	V V	30 21 ... 32


• 2 at DC rated value	V	24
Input current at DC maximum	A	8.2

Short-circuit:		
Design of short-circuit protection		electronic

Installation/ mounting/ dimensions:		
Mounting position		vertical
Mounting type		35-mm DIN rail mounting or wall mounting with plug-in flaps
Width	mm	22.5
Height	mm	101.3
Depth	mm	121.2
Type of electrical connection for auxiliary and control current circuit		screw-type terminals
Product function removable terminal for auxiliary and control circuit		Yes
Type of connectable conductor cross-sections		
<ul style="list-style-type: none"> • for auxiliary contacts <ul style="list-style-type: none"> — solid — finely stranded — with core end processing • at AWG conductors for auxiliary contacts 		1x (0.5 ... 4 mm ²), 2x (0.5 ... 2.5 mm ²) 1x (0.5 ... 2.5 mm ²), 2x (0.5 ... 1.5 mm ²) 2x (20 ... 14)
Certificate of suitability		CE / UL / CSA
Suitability for use safety-related circuits		Yes

Certificates/ approvals:

General Product Approval	Declaration of Conformity	Shipping Approval
 CSA	 UL	 EAC
 EG-Konf.	 ABS	 PRS

Shipping Approval	other
 RMRS	Confirmation

Further information

Information- and Downloadcenter (Catalogs, Brochures,...)
<http://www.siemens.com/industrial-controls/catalogs>

Industry Mall (Online ordering system)

<http://www.siemens.com/industrymall>

Cax online generator

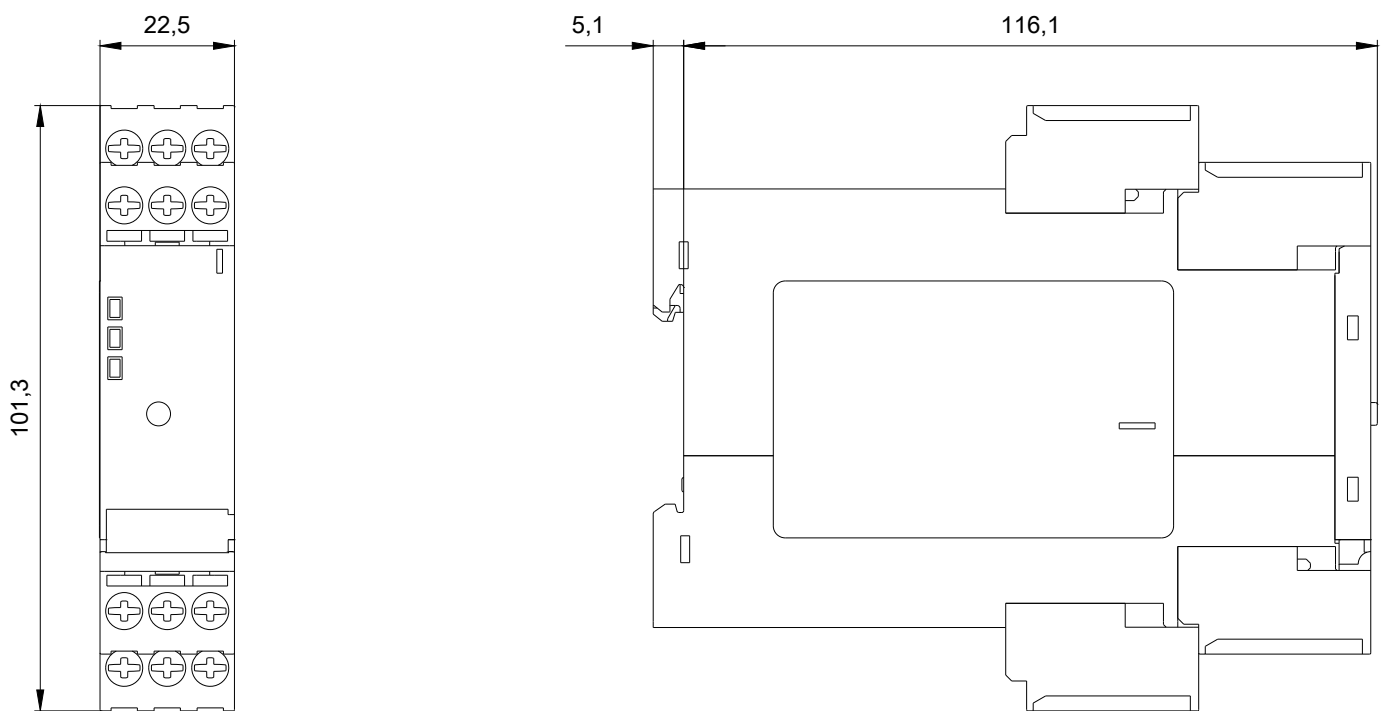
<http://support.automation.siemens.com/WW/CAXorder/default.aspx?lang=en&mlfb=3RK1901-1DE22-1AA0>

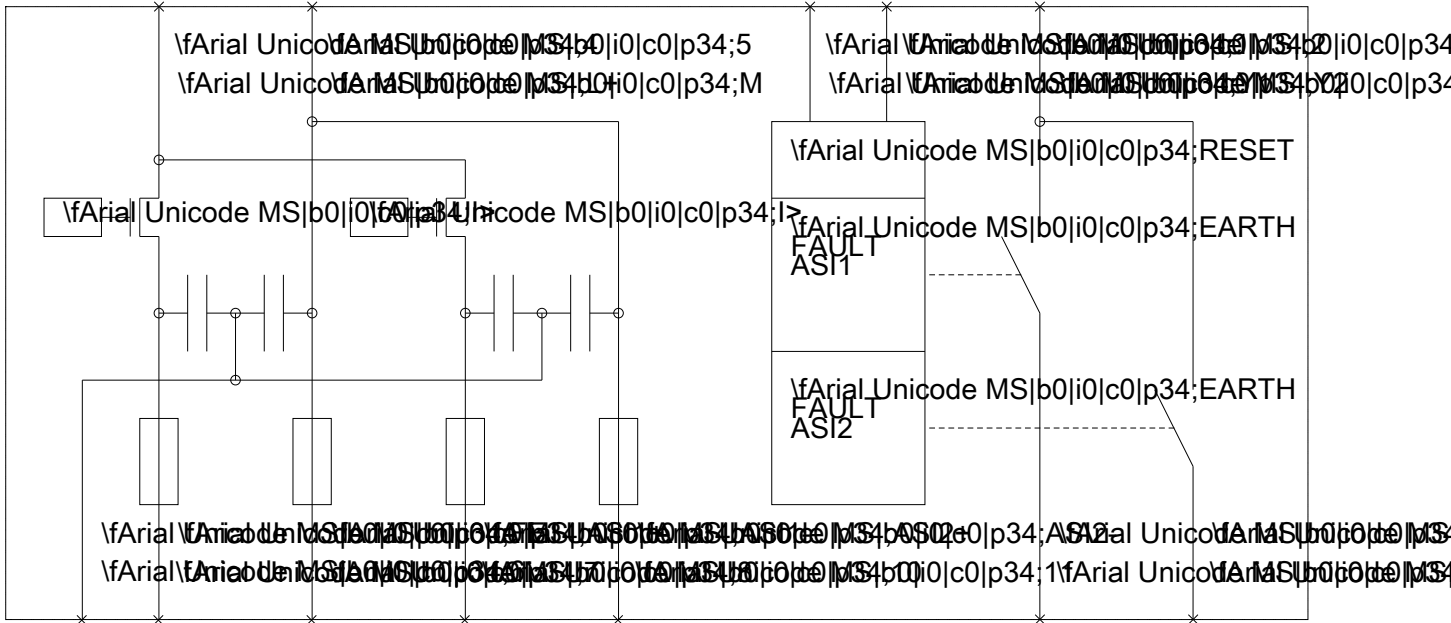
Service&Support (Manuals, Certificates, Characteristics, FAQs,...)

<https://support.industry.siemens.com/cs/ww/en/ps/3RK1901-1DE22-1AA0>

Image database (product images, 2D dimension drawings, 3D models, device circuit diagrams, EPLAN macros, ...)

http://www.automation.siemens.com/bilddb/cax_de.aspx?mlfb=3RK1901-1DE22-1AA0&lang=en





last modified:

10/24/2018