

Contactor, Size 00, 3-pole, AC-3 4 kW/400 V, Soldering pin connection Auxiliary switch 10E (1 NO) 24 V AC 50 Hz/29 V AC 60 Hz AC operation screw mounting (diagonal)



Figure similar

<b>Product designation</b>	Miniature contactor
<b>Product type designation</b>	3TF2
<b>General technical data</b>	
<b>Size of contactor</b>	0
<b>Protection class IP</b>	
• on the front	IP00
<b>Reference code acc. to DIN EN 81346-2</b>	Q
<b>Ambient conditions</b>	
<b>Ambient temperature</b>	
• during operation	-25 ... +55 °C
<b>Main circuit</b>	
<b>Number of poles for main current circuit</b>	3
<b>Number of NO contacts for main contacts</b>	3
<b>Number of NC contacts for main contacts</b>	0
<b>Operating current</b>	
• at AC-3	

<ul style="list-style-type: none"> <li>— at 400 V rated value</li> <li>• at AC-4 at 400 V rated value</li> </ul>	<p>9 A</p> <p>2.6 A</p>
<b>Operating power</b> <ul style="list-style-type: none"> <li>• at AC-1 <ul style="list-style-type: none"> <li>— at 400 V rated value</li> </ul> </li> <li>• at AC-3 <ul style="list-style-type: none"> <li>— at 400 V rated value</li> </ul> </li> <li>• at AC-4 at 400 V rated value</li> </ul>	<p>10 kW</p> <p>4 kW</p> <p>1 150 W</p>

#### Control circuit/ Control

<b>Type of voltage of the control supply voltage</b>	AC
<b>Control supply voltage at AC</b> <ul style="list-style-type: none"> <li>• at 50 Hz rated value</li> <li>• at 60 Hz rated value</li> </ul>	<p>24 V</p> <p>29 V</p>
<b>Control version of the switch operating mechanism</b>	conventional

#### Auxiliary circuit

<b>Number of NC contacts for auxiliary contacts</b> <ul style="list-style-type: none"> <li>• instantaneous contact</li> </ul>	0
<b>Number of NO contacts for auxiliary contacts</b> <ul style="list-style-type: none"> <li>• instantaneous contact</li> </ul>	1





#### Installation/ mounting/ dimensions

<b>Mounting type</b> <ul style="list-style-type: none"> <li>• Side-by-side mounting</li> </ul>	<p>screw fixing</p> <p>Yes</p>
<b>Height</b>	36 mm
<b>Width</b>	50 mm
<b>Depth</b>	63 mm

#### Connections/Terminals

<b>Type of electrical connection</b> <ul style="list-style-type: none"> <li>• for main current circuit</li> <li>• for auxiliary and control current circuit</li> </ul>	<p>solder pin connectors</p> <p>solder pin connectors</p>
--	---

#### Certificates/approvals

General Product Approval			Functional Safety/Safety of Machinery	Declaration of Conformity	Test Certificates
 CCC	 CSA		<a href="#">Type Examination Certificate</a>	 EG-Konf.	<a href="#">Special Test Certificate</a>

Test Certificates	Marine / Shipping	other			
<a href="#">Miscellaneous</a>	<a href="#">Type Test Certificates/Test Report</a>	 RMRS	 DNV-GL DNVGL.COM/AF	<a href="#">Environmental Confirmations</a>	<a href="#">Confirmation</a>

### Further information

**Information- and Downloadcenter (Catalogs, Brochures,...)**

<http://www.siemens.com/industrial-controls/catalogs>

**Industry Mall (Online ordering system)**

<https://mall.industry.siemens.com/mall/en/en/Catalog/product?mlfb=3TF2010-6AB0>

**Cax online generator**

<http://support.automation.siemens.com/WW/CAXorder/default.aspx?lang=en&mlfb=3TF2010-6AB0>

**Service&Support (Manuals, Certificates, Characteristics, FAQs,...)**

<https://support.industry.siemens.com/cs/ww/en/ps/3TF2010-6AB0>

**Image database (product images, 2D dimension drawings, 3D models, device circuit diagrams, EPLAN macros, ...)**

[http://www.automation.siemens.com/bilddb/cax\\_de.aspx?mlfb=3TF2010-6AB0&lang=en](http://www.automation.siemens.com/bilddb/cax_de.aspx?mlfb=3TF2010-6AB0&lang=en)

**Characteristic: Tripping characteristics, I<sup>2</sup>t, Let-through current**

<https://support.industry.siemens.com/cs/ww/en/ps/3TF2010-6AB0/char>

**Further characteristics (e.g. electrical endurance, switching frequency)**

<http://www.automation.siemens.com/bilddb/index.aspx?view=Search&mlfb=3TF2010-6AB0&objecttype=14&gridview=view1>

last modified:

12/13/2018