

Contactor, Size 14, 3-pole, AC-3 450 kW, 400 / 380 V (690 V)
 Auxiliary switch 33 (3NO+3NC) Rectifier bridge built-in with reversing
 contactor 3TC44 AC operation 110 to 120 V AC 50/60 Hz



Figure similar

Product designation	Vacuum contactor
Product type designation	3TF6
General technical data	
Size of contactor	14
Protection class IP	
• on the front	IP00
Reference code acc. to DIN EN 81346-2	Q
Ambient conditions	
Ambient temperature	
• during operation	-25 ... +55 °C
Main circuit	
Number of poles for main current circuit	3
Number of NO contacts for main contacts	3
Number of NC contacts for main contacts	0
Operating current	
• at AC-3	

<ul style="list-style-type: none"> — at 400 V rated value • at AC-4 at 400 V rated value 	<p>820 A</p> <p>360 A</p>
Operating power <ul style="list-style-type: none"> • at AC-1 <ul style="list-style-type: none"> — at 400 V rated value • at AC-3 <ul style="list-style-type: none"> — at 400 V rated value • at AC-4 at 400 V rated value 	<p>558 kW</p> <p>450 kW</p> <p>191 000 W</p>

Control circuit/ Control

Type of voltage of the control supply voltage	AC
Control supply voltage at AC <ul style="list-style-type: none"> • at 50 Hz rated value • at 60 Hz rated value 	<p>110 ... 120 V</p> <p>110 ... 120 V</p>
Control version of the switch operating mechanism	conventional

Auxiliary circuit

Number of NC contacts for auxiliary contacts <ul style="list-style-type: none"> • instantaneous contact 	3
Number of NO contacts for auxiliary contacts <ul style="list-style-type: none"> • instantaneous contact 	3

Installation/ mounting/ dimensions

Mounting type <ul style="list-style-type: none"> • Side-by-side mounting 	<p>screw fixing</p> <p>Yes</p>
Height	295 mm
Width	230 mm
Depth	237 mm

Connections/Terminals

Type of electrical connection <ul style="list-style-type: none"> • for main current circuit • for auxiliary and control current circuit 	<p>screw-type terminals</p> <p>screw-type terminals</p>
--	---

Certificates/approvals

General Product Approval	Functional Safety/Safety of Machinery
--------------------------	---------------------------------------



[Type Examination Certificate](#)

Test Certificates	Marine / Shipping	other
-------------------	-------------------	-------

[Special Test Certificate](#)

[Miscellaneous](#)



[Miscellaneous](#)

other

[Environmental Confirmations](#)

[Confirmation](#)

Further information

Information- and Downloadcenter (Catalogs, Brochures,...)

<http://www.siemens.com/industrial-controls/catalogs>

Industry Mall (Online ordering system)

<https://mall.industry.siemens.com/mall/en/en/Catalog/product?mlfb=3TF6933-1QG7>

Cax online generator

<http://support.automation.siemens.com/WW/CAXorder/default.aspx?lang=en&mlfb=3TF6933-1QG7>

Service&Support (Manuals, Certificates, Characteristics, FAQs,...)

<https://support.industry.siemens.com/cs/ww/en/ps/3TF6933-1QG7>

Image database (product images, 2D dimension drawings, 3D models, device circuit diagrams, EPLAN macros, ...)

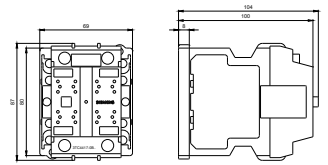
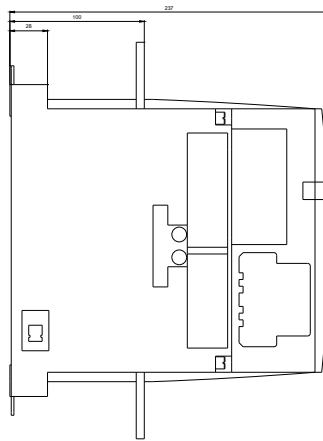
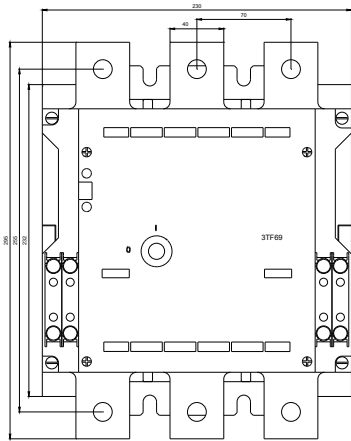
http://www.automation.siemens.com/bilddb/cax_de.aspx?mlfb=3TF6933-1QG7&lang=en

Characteristic: Tripping characteristics, I²t, Let-through current

<https://support.industry.siemens.com/cs/ww/en/ps/3TF6933-1QG7/char>

Further characteristics (e.g. electrical endurance, switching frequency)

<http://www.automation.siemens.com/bilddb/index.aspx?view=Search&mlfb=3TF6933-1QG7&objecttype=14&gridview=view1>



last modified:

12/19/2018